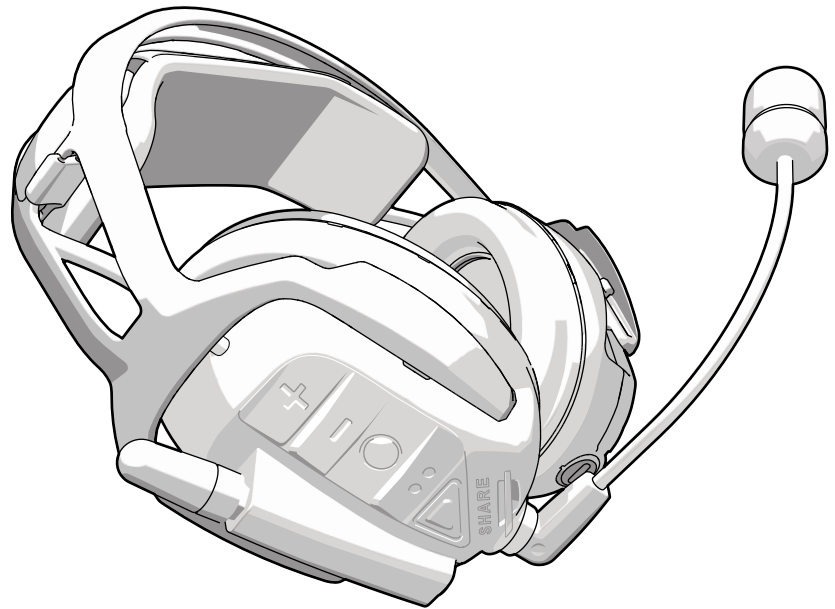


# SORDIN

---

*The Good Silence*



## QUICK GUIDE

See manual for more functions and details



Before you operate the product, you must read and understand the safety chapter in the manual.

**Download the Sordin Share app from Google Play or App Store.**

## FUNCTIONS

### Charge battery

Connect the charger cable to the outlet on the left earmuff.

### Power on

Push and hold multifunction [  ] for 2 seconds.

### Power off


Push and hold multifunction [  ] for 2 seconds.

### Pairing with a mobile phone

Push multifunction [  ] for 5 seconds, until voice feedback "MOBILE PHONE PAIRING".

In your phone, search for Bluetooth devices and select "Sxxxxxx" (number marked on the unit).

### Accept/end a phone call

During incoming call, tap multifunction [  ] to answer.


Push and hold multifunction [  ] for 2 seconds to reject call.

To end phone call, tap multifunction [  ].

### Join an existing intercom group

Push and hold intercom [   ] for 5 seconds, until voice feedback "START GROUPING".



### Create & allow others to join an intercom group

Push and hold intercom [   ] for 5 seconds, until voice feedback "START GROUPING".


Then tap intercom [   ] 1-5 second after step 1.

Sordin recommend using the mobile app for group management.


### Adjust volume


To adjust the volume in current mode, tap volume down [  ] or volume up [  ].

### Stream/stop music


Tap multifunction [  ] wait until you hear "Music on/off" and tap again.

### Change track during streaming


Tap multifunction [  ] wait until you hear "Next track" and tap again.

Tap multifunction [  ] wait until you hear "Previous track" and tap again.

### Turn FM radio on/off


Tap multifunction [  ] wait until you hear "Radio on/off" and tap again.

### Change radio station

Tap multifunction [  ] wait until you hear "Next station" and tap again.

Tap multifunction [  ] wait until you hear "Previous station" and tap again.



### Scan radio stations

Tap multifunction [  ] wait until you hear "Auto scan" and tap again.

### Turn Level Dependent Ambient Sound on/off

Tap intercom [   ] wait until you hear "Turn Level Dependent on/off" and tap again.

### To adjust Level Dependent Ambient Sound

Tap intercom [   ] wait until you hear "Level Dependent volume control" tap [   ] and then use [  ] [  ].

## VOICE COMMANDS

Use voice commands for hands-free operation of features.

Loudly say a command to perform an action.

| To ...                                    | Say ...                           |
|---|-----------------------------------|
| Turn on the radio                         | "Hey Sordin, radio on"            |
| Turn off the radio                        | "Hey Sordin, radio off"           |
| Skip to the next preset radio station     | "Hey Sordin, next station"        |
| Skip to the previous preset radio station | "Hey Sordin, previous station"    |
| Turn on music                             | "Hey Sordin, music on"            |
| Turn off music                            | "Hey Sordin, music off"           |
| Play the next music track                 | "Hey Sordin, next track"          |
| Play the previous music track             | "Hey Sordin, previous track"      |
| Raise volume                              | "Hey Sordin, volume up"           |
| Lower volume                              | "Hey Sordin, volume down"         |
| Mute microphone                           | "Hey Sordin, mute audio"          |
| Unmute microphone                         | "Hey Sordin, unmute audio"        |
| Call the default number (configurable)    | "Hey Sordin, speed dial"          |
| Redial the last number                    | "Hey Sordin, redial number"       |
| Access Siri (iOS device)                  | "Hey Siri"                        |
| Access Google (Android device)            | "OK Google"                       |
| Check the battery status                  | "Hey Sordin, battery status"      |
| Initiate an emergency call (configurable) | "Hey Sordin, emergency"           |
| Initiate private chat                     | "Hey Sordin, private chat on"     |
| Terminate private chat                    | "Hey Sordin, private chat off"    |
| Current channel number                    | "Hey Sordin, what is my channel?" |
| To listen to all available commands       | "Hey Sordin, command list"        |

## BUTTONS

